





Medium Pressure Pump Units featuring CAT PUMPS®

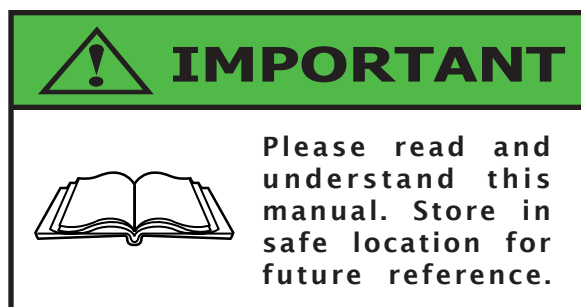
DU PM1520 / DU PM1530 / DU PM2520



Owner's Manual #0790 082813

Serial Number:

Installation Date:



Everyone who operates this unit should understand basic operations and safety precautions! The time you take to fully understand the proper installation, maintenance and use of the machine will prolong its service life, and assure you of trouble free operation.

When unpacking, check to make sure all the parts shown on the Parts Breakdown near the end of this manual are included. If any parts are missing or broken, please call Dultmeier Sales as soon as possible.

Consumers should notice that this manual may differ slightly from the actual product as more improvements are made to our products. Some of the pictures in this manual may differ slightly from the actual product as well. Dultmeier Sales reserves the right to update designs and / or change the specifications at any time without incurring any obligation to install them on units previously sold.

If you have any questions or suggestions about this manual, please contact us.

Table of Contents

Safety Information	1
Specifications	2
Maintenance & Storage	3
Parts Breakdown	4-5
Warranty Information	6

To avoid serious or fatal personal injury or major property damage, read and follow all safety and operation instructions in the manual.



This is a **Safety Alert Symbol** -

When you see this symbol in the manual, look for the following signal words & be alert to the potential for personal injury or property damage.



Warns of potential hazards that **WILL** cause serious personal injury, death or property damage.



Warns of potential hazards that **CAN** cause serious personal injury, death or property damage.



Warns of potential hazards that **WILL** or **CAN** cause minor personal injury, death or property damage.



Indicates special instructions that **MUST** be followed but not related to hazards.

**This manual is intended to assist in the installation and operation of this unit.
Do not attempt to operate this unit without reading and understanding this manual.**

General Safety

To avoid the risk of serious bodily injury and property damage, read safety instructions carefully before installing this system. Follow all local and/or national plumbing and electrical codes when installing.



Do Not Allow System or Components to Freeze.

To do so may damage the system and will void the warranty.



Never Run the System Dry.

Running the unit dry (without fluid) can damage internal parts, overheat pump (which can cause burns to people handling or servicing the pump), and will void the warranty.



Risk of Electric Shock.

Keep the unit dry at all times -

Do not wash the motor or electrical panel or allow the unit to sit in standing water.

Use only Ground Fault Circuit Interrupter (GFCI) protected grounded outlet for the cord plug. If you must use an extension cord, use only UL approved indoor/outdoor, 3-wire, grounding type cords. The cord must be rated to support amp draw. Do not allow any part of cord or receptacle ends to sit in water.

To avoid fatal shocks, proceed as follows if service is needed:

- Turn off water to the system.
- Disconnect the power at main electrical service before unplugging the unit.
- Ground the electrical outlet box.
- Take extreme care when changing fuses.



Do not run the unit with discharge shut off, as hose may burst or damage may occur.



Modern motors can operate at high temperatures. To avoid burns when servicing pump, allow it to cool for 20 minutes after shutdown before handling.

CAT PUMPS® Medium Pressure Pump Unit Specifications

Model **DU PM1520**
 Style Plunger Pump
 PSI 100 - 1000
 Capacity 15 GPM
 Pump CC 1530
 Motor CE EM3714T
 Maximum Inlet Pressure 70 PSI
 Maximum Inlet Temperature 140° F
 Crankcase Capacity 42 oz.
 Pump Inlet 1"
 Pump Discharge 3/4"

CE EM3714T	10 HP, 3 PH	
Volts:	208 - 230	460
Amps:	25.4 - 24	12

Model **DU PM2520**
 Style Medium Pressure Piston Pump
 PSI 100 - 800
 Capacity 25 GPM
 Pump CC 2520
 Motor CE EM2333T
 Maximum Inlet Pressure 40 PSI
 Maximum Inlet Temperature 130° F
 Crankcase Capacity 84 oz.
 Pump Inlet 1 1/4"
 Pump Discharge 1"

CE EM2333T	15 HP, 3 PH	
Volts:	230	460
Amps:	37	18.5

Common Specifications

Pump Drive Belt
 Dimensions 42"L x 24"W x 18"H
 Shipping Weight 400 lbs.
 Features Adjustable Pressure Unloader, Glycerin Filled Pressure Gauge,
 Safety Pop Off Valve, Adjustable Motor Baseplate, Heavy Duty
 Stainless Steel Base Plate. All units are pre-assembled and tested
 prior to shipping.

Maintenance & Storage

1. Change the oil after initial 50 hours. Use CAT PUMPS® Oil, part number CC 6100-1 for 21 oz. bottles or CC 6105-1 for 2.5 gallon jug. (Fig. 1)



Fill crankcase to specified capacity


2. The oil should be changed every 500 hours. If other than CAT PUMPS® special custom blend multi-viscosity ISO68 hydraulic oil is used, change the oil every 300 hours.
3. For extended storage or between use in cold climates, drain all pumped liquids from pump and flush with antifreeze to prevent freezing and damage to the pump. When running antifreeze through system, open and close trigger gun so entire system is protected.



figure 1


Please refer to the included CAT PUMPS® reference materials for additional information on the Maintenance & Storage of your CAT PUMPS® Pump Unit.

Parts Breakdown: DU PM1520



Item	Part Number	Description
1	CE EM3714T	Motor :: 10 HP 3 PH
2	GA BX57	V-Belts
3	CC 1520	CAT PUMPS® Piston Pump
4	IP YU2121	Unloader Valve
5	AH 2640-3	2000# Glycerin Filled Pressure Gauge
6	IP ZKSR	Safety Relief Valve
7	GN 3M282	Adjustable Motor Baseplate
8	GA 3204EB-3/4	Bypass Hose, 3/4" x 10' (Not Shown)

Parts Breakdown: DU PM2520



Item	Part Number	Description
1	CE EM2333T	Motor :: 15 HP 3 PH
2	GA BX52	V-Belts
3	CC 2520	CAT PUMPS® Piston Pump
4	GU 22971B	Unloader Valve
5	AH 2640-2	1500# Glycerin Filled Pressure Gauge
6	IP ZKS3	Safety Relief Valve
7	GU 22155	Pulsation Dampner
8	GN 2M512	Adjustable Motor Baseplate
.....	GA 3204EB-3/4	Bypass Hose, 3/4" x 10' (Not Shown)



Notice Regarding Manufacturer's Limited Warranty

Dultmeier Sales Limited Liability Company (hereinafter Dultmeier), notifies you that component part(s) carry a manufacturer's limited warranty provided by the manufacturer of said component part(s). These warranties do not pertain to normal wear of component part(s) that may occur within any specified period. While Dultmeier is not the manufacturer of any of the component part(s), Dultmeier will assist you in processing any and all manufacturer's warranty claim if applicable and available. Any and all manufacturer's claims must be submitted in writing to the manufacturer within the warranty periods provided by the manufacturer.

Defective component part(s) that are to be considered for manufacturer's limited warranty must be returned to the manufacturer by prepaid shipment with the applicable manufacturer's limited warranty period. If the component part(s) are deemed to be defective under the manufacturer's warranty, Dultmeier will assist in obtaining a replacement or repair of the component part(s). Said component part(s) will be returned F.O.B. Omaha, Nebraska. Replacement or repair shall be the exclusive remedy for any breach of warranty. Labor for installation, either with respect to original or replacement part or components, is not covered under the manufacturer's limited warranty.

Neither the manufacturer nor Dultmeier warrants loss of income or consequential damages for injury or commercial loss resulting from any breach of warranty or warranties stated above.

The manufacturer's limited warranty as stated does not apply to component part(s) which have been improperly installed, misused, altered, neglected, abused or not installed, adjusted, maintained, or used in accordance with applicable codes and ordinances and in accordance with the manufacturer's specifications as to such factors.

Notwithstanding Dultmeier's willingness to assist in the processing of the manufacturer's limited warranty, Dultmeier makes no warranty against infringement of the like, makes no warranty of merchantability, makes no warranty of fitness for a particular purpose, and makes no other warranty, express or implied, including implied warranty arising from the course of dealing or usage of trade.

Compliance with all local, state and federal codes regarding the installation and operation of said equipment, parts and components shall be the responsibility of the purchaser. The rights and obligations of the parties shall be governed by the laws of the State of Nebraska.