






Conveyor Rollers • Roller Wheels



Conveyor Rollers

Replacement Roller Assemblies for Conveyor Systems. Low profile, high profile and RCV rollers with high quality, wear resistant polyethylene wheels. Heavy, welded steel construction is standard for added wear life. Pusher wheels, bolts and washers are standard with frame assemblies as shown. **Note:** Due to different idler wheel requirements, please order those below. S18 and S41 are the most popular.

Hamel Manufacturing Co.




Part No.		Wt.
BC RC21	RCV Roller Roller Assembly, No Link	13 lbs.
BC RC21-M2	RCV Roller Assembly with M2 Link.....	13 lbs.
BC LP21	Low Profile Roller Assembly, No Link.....	9 lbs.
BC LP21-M2	Low Profile Roller Assembly with M2 Link.	9 lbs.
BC MD21	Mid Profile Roller Assembly, No Link	9 lbs.
BC MD21-M2	Mid Profile Roller Assembly with M2 Link .	9 lbs.
BC HP21	High Profile Roller Assembly, No Link.....	9 lbs.
BC HP21-M2	High Profile Roller Assembly with M2 Link	9 lbs.
DR 66XM2	M2 Replacement Link, D667X Chain	-
DR 88XM2	M2 Replacement Link, D88K Chain	-
DR 81XM2	M2 Replacement Link, D81X Chain	-

CALL for PRICING

Roller Wheels

RollerWheels for conveyor and tunnel washes. UHMW Polyethylene construction means long wear life and performance. Sizes are available for all major conveyor manufacturers. Safety orange is standard, but other colors are available on request.

- UHMW Polyethylene Construction
- Sizes for All Major Conveyor Manufacturers



Part No.		Diameter	Length	Hole Size	Net Ea.
VW S38	** Pusher Wheel	2"	4"	1"	\$ 3.50
VW S6	* Pusher Wheel	2-1/4"	3-1/8"	1"	3.55
VW S7	* Pusher Wheel	2-1/4"	3-3/8"	1"	3.90
VW S5	* Pusher Wheel	2-1/4"	3-3/4"	1"	4.05
VW S40	† Pusher Wheel	2-1/4"	4"	1"	4.18
VW S4	* Pusher Wheel	2-1/4"	4-1/8"	1"	3.98
VW S3	* Pusher Wheel	2-1/4"	4-7/8"	1"	5.23
VW S61	# Pusher Wheel	4"	1-15/32"	1-1/8"	6.15
VW S18	† Idler Wheel	2-1/4"	2-1/4"	7/8"	\$ 2.98
VW S8	* Idler Wheel	2-1/4"	2-5/8"	7/8"	3.50
VW S39	** Idler Wheel	2-1/4"	2-3/4"	7/8"	3.35
VW S41	** Idler Wheel	2-1/2"	2-3/4"	7/8"	3.64
VW S51	# Outboard Wheel	2-3/4"	2-1/4"	1-1/8"	3.25

* Fits Belanger Conveyors.

** Fits Hanna, Peco, Sonny's Conveyors.

† Fits Belanger, Hanna, Peco & Sonny's.

Fits MacNeil Conveyors.

5% Discount on 50+ Assorted

Prices Subject to Change Without Notice

All Carwash Accounts - 2/09